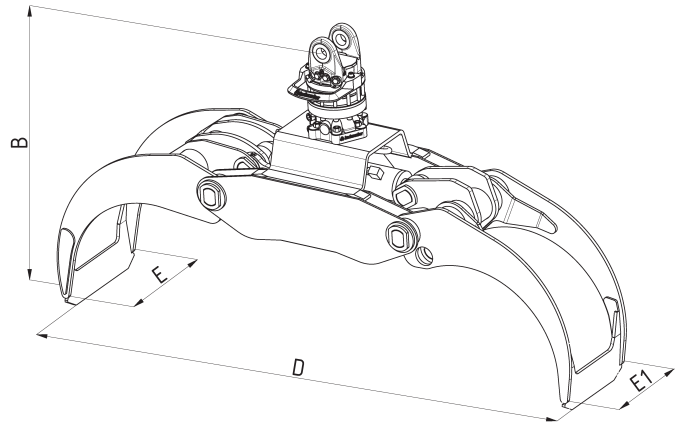
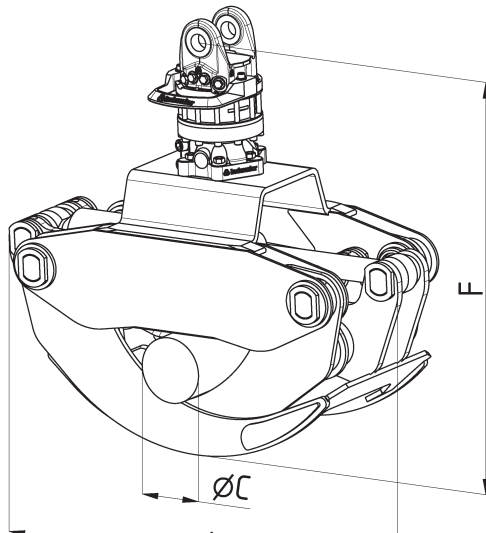
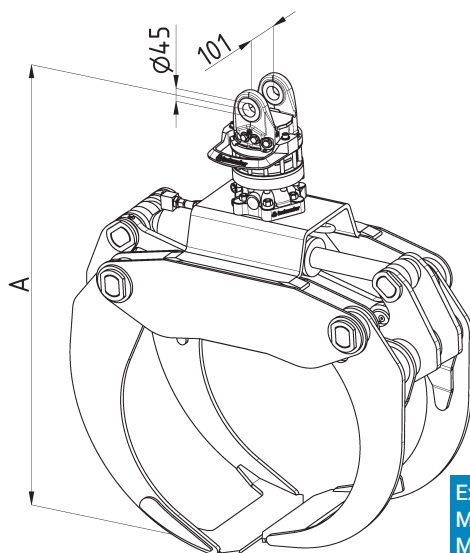


# Series|TG2

Excavator weight class: up to 14 t  
Wood loading grab



Type	Content (m <sup>2</sup> )	Weight (kg)	Dimensions (mm)						
			A	B	C	d	D	E/E1	F
TG2-400	0.4	455	1355	1140	150	2005	1085	460 / 530	985
TG2-500	0.5	485	1420	1180	180	2145	1145	460 / 530	1010



## Technical specifications|TG2

Excavator weight class	t	up to 14
Max. grab load bearing capacity	t	Grab: 5 / slewing gear: 5
Max. operating pressure	bar	250 (grab function) / 250 (turning function)
Max. speed	RPM	12



### **|Use: Mobile and chain excavators**

Orange peel grab for logs and round timber. Due to the shape of the tines, the TG2 wood grab can easily pick up one or more logs of different diameter from the ground, a stack or truck and confidently hold and handle them.



### **|Design features**

- Continuously rotatable hydraulic compact rotary motor
- Complete grip made of high-strength fine-grained steel (HB 450)
- Flat, compact design
- Hose hoop guard for the hydraulic connections on the slewing gear
- The hydraulic lines and synchronized control run protected in the arm

### **|Available accessories and equipment**

- Hose set and mounting for all known excavator manufacturers
- Load hooks
- Customized and special shells according to customer specifications
- Additional special equipment upon request